





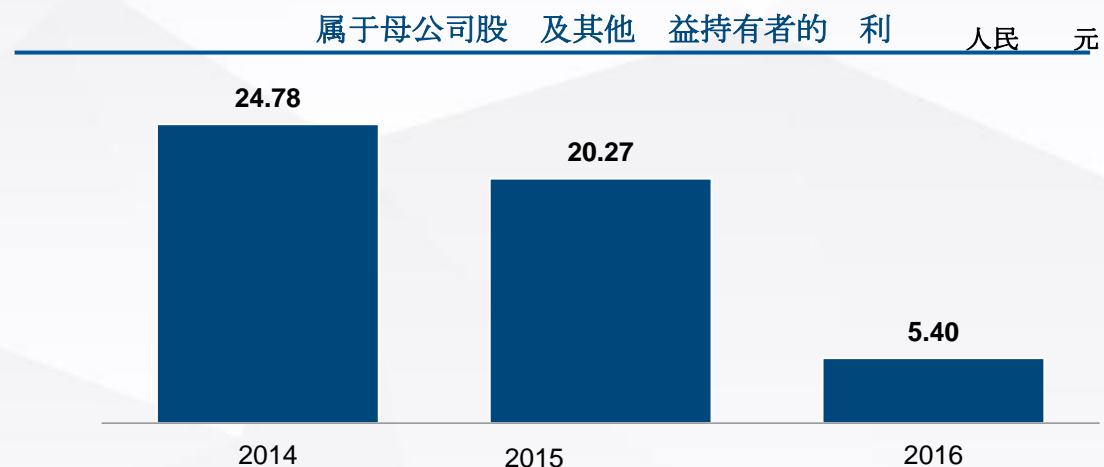
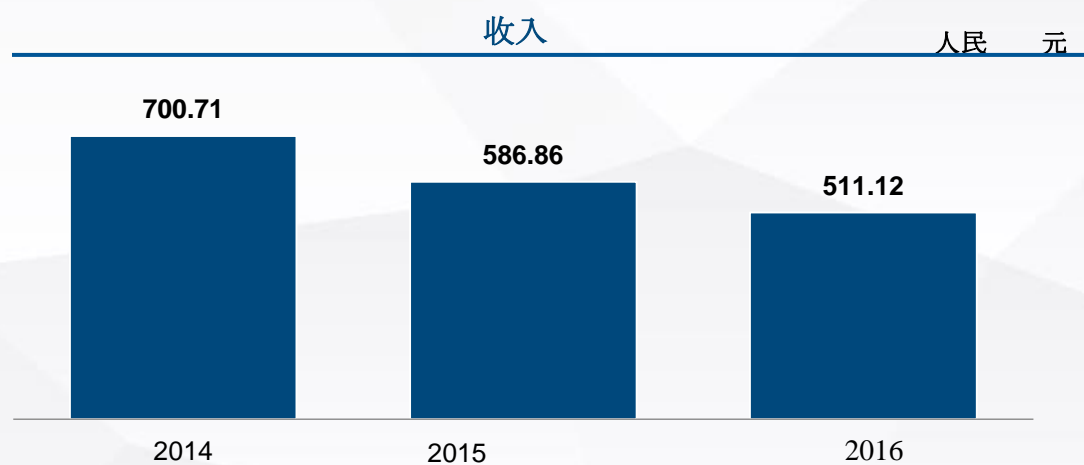
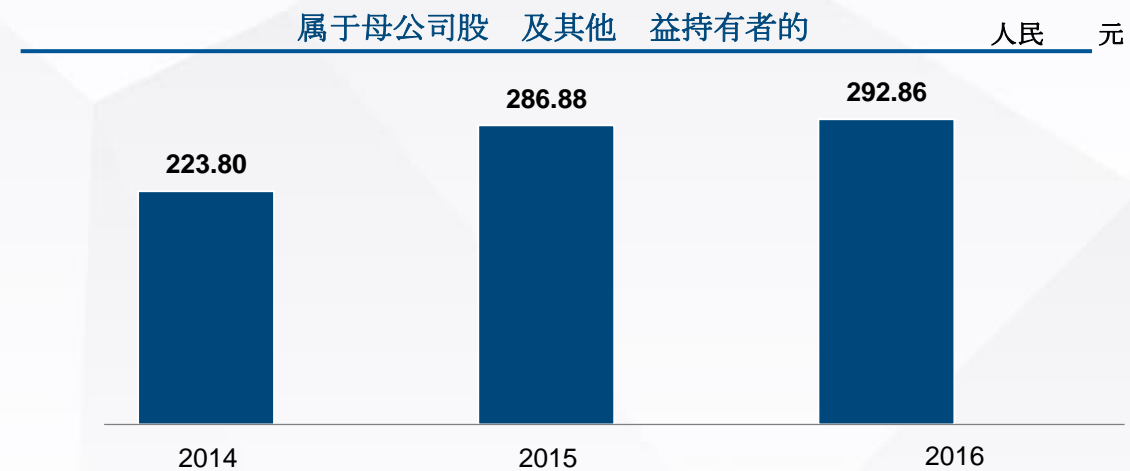
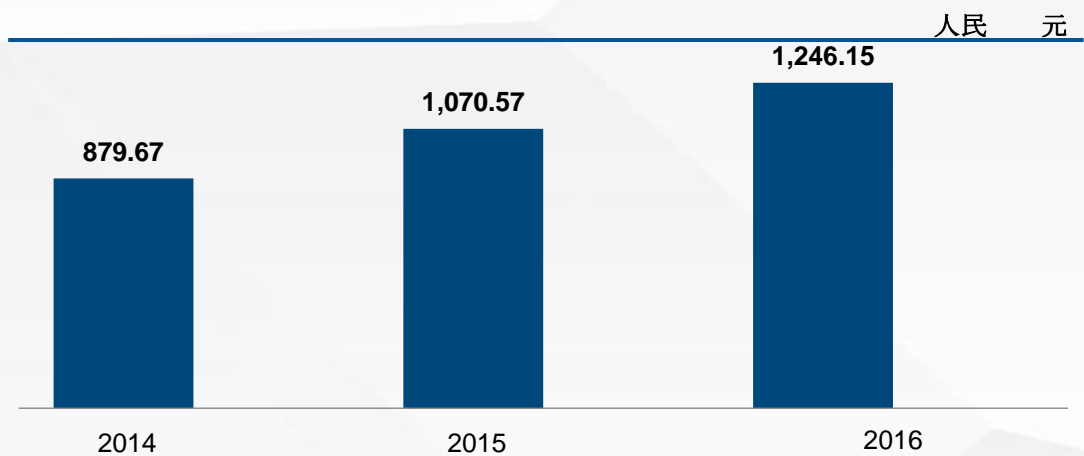


➤ 2016 511.12 2015
 586.86 12.91%
 5.40 2015 20.27
 73.37% 0.14 2015
 0.74 81.08%

2016 2015
 2016
 " "
 6.7%

	2016	2015	
	51,111,652	58,685,804	(12.91%)
	800,538	3,039,854	(73.67%)
	539,660	2,026,613	(73.37%)
/	0.14	0.74	(81.08%)
	2%	8%	(6%)





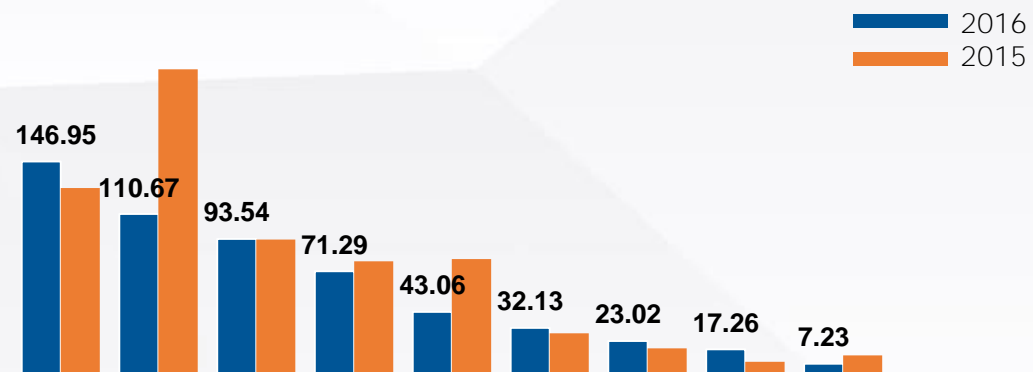


	124,614,748	107,057,065	16.40%
	85,479,956	71,336,150	19.83%
	15,729,787	17,909,024	(12.17%)
	27,023,222	23,684,838	14.10%
	29,285,970	28,687,635	2.09%
	39,134,792	35,720,915	9.56%
	68.60%	66.63%	1.97%

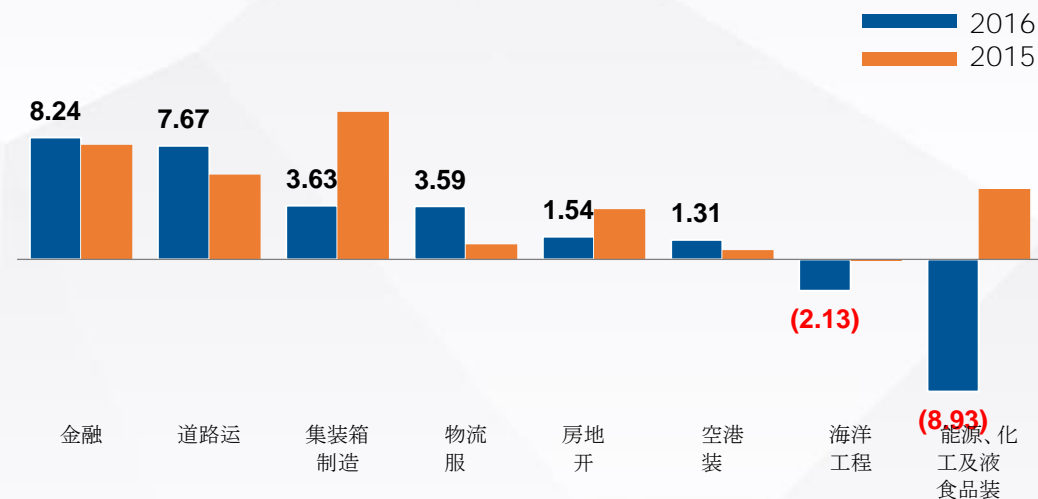
	2,341,619	(3,610,223)	164.86%
	(6,854,655)	(12,584,781)	45.53%
	7,511,046	16,505,663	(54.49%)



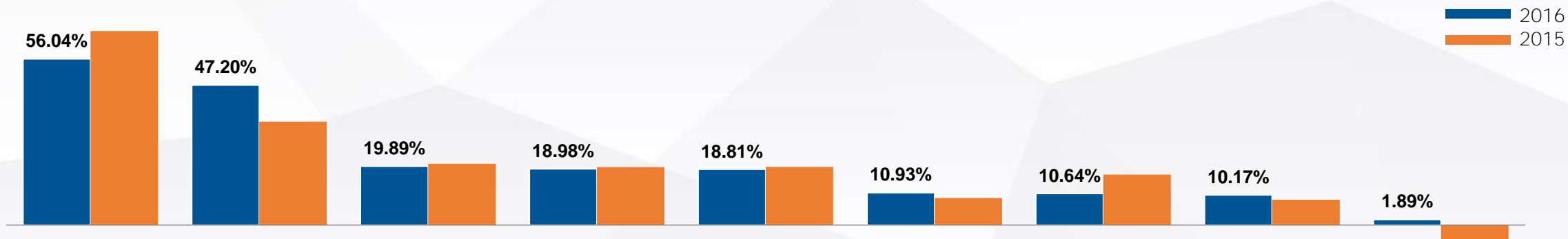
2016年各 板 收入



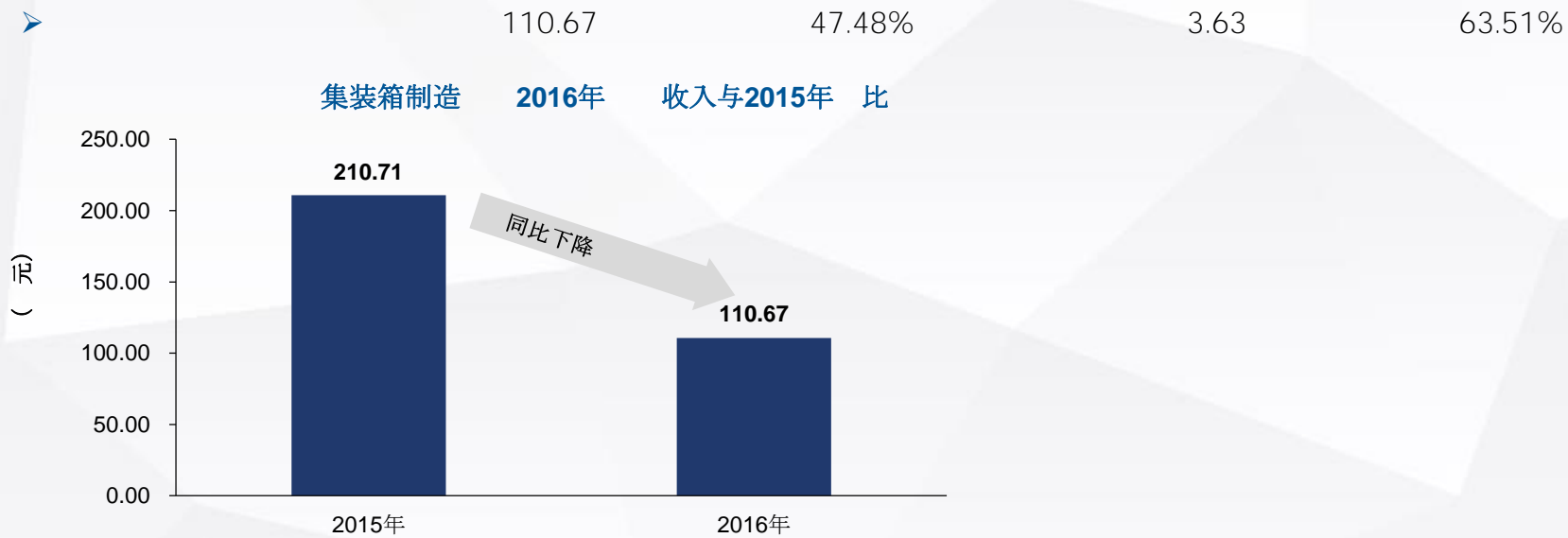

2016年各 板 利



2016年各 板 毛利率









✓

✓

✓ 2016 12

290.55



■

CLARKSON

2016

3.2%

2017

4.0%

■

2017

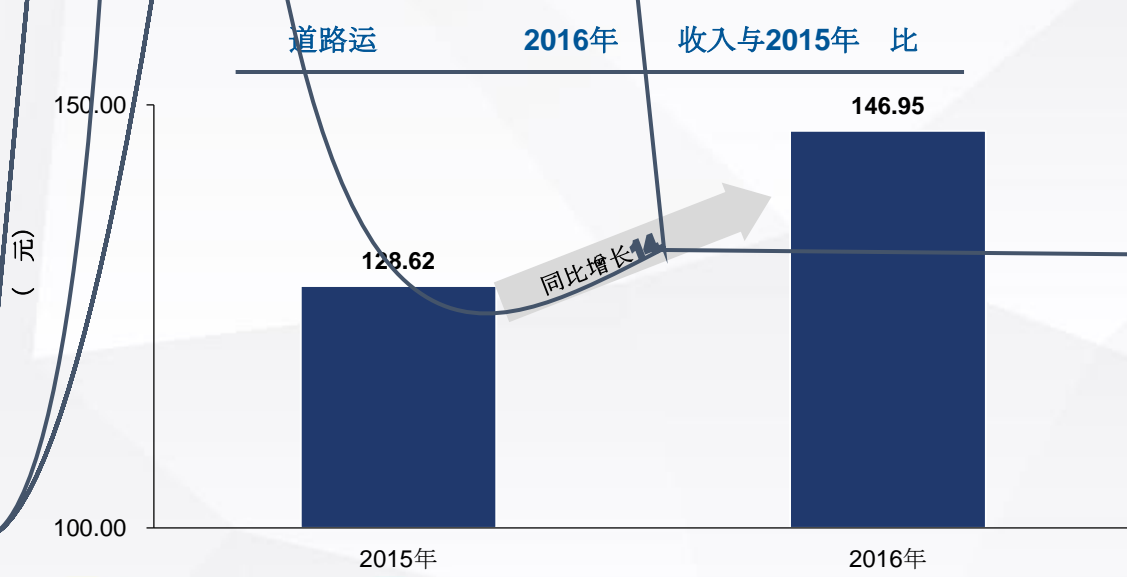
2017

2016





2016	12.31
2015	11.39
2015	8.08%
2015	128.62
2015	7.67
2015	5.72
2016	146.95
2016	14.25%
2016	33.97%






GB1589


2015

90%



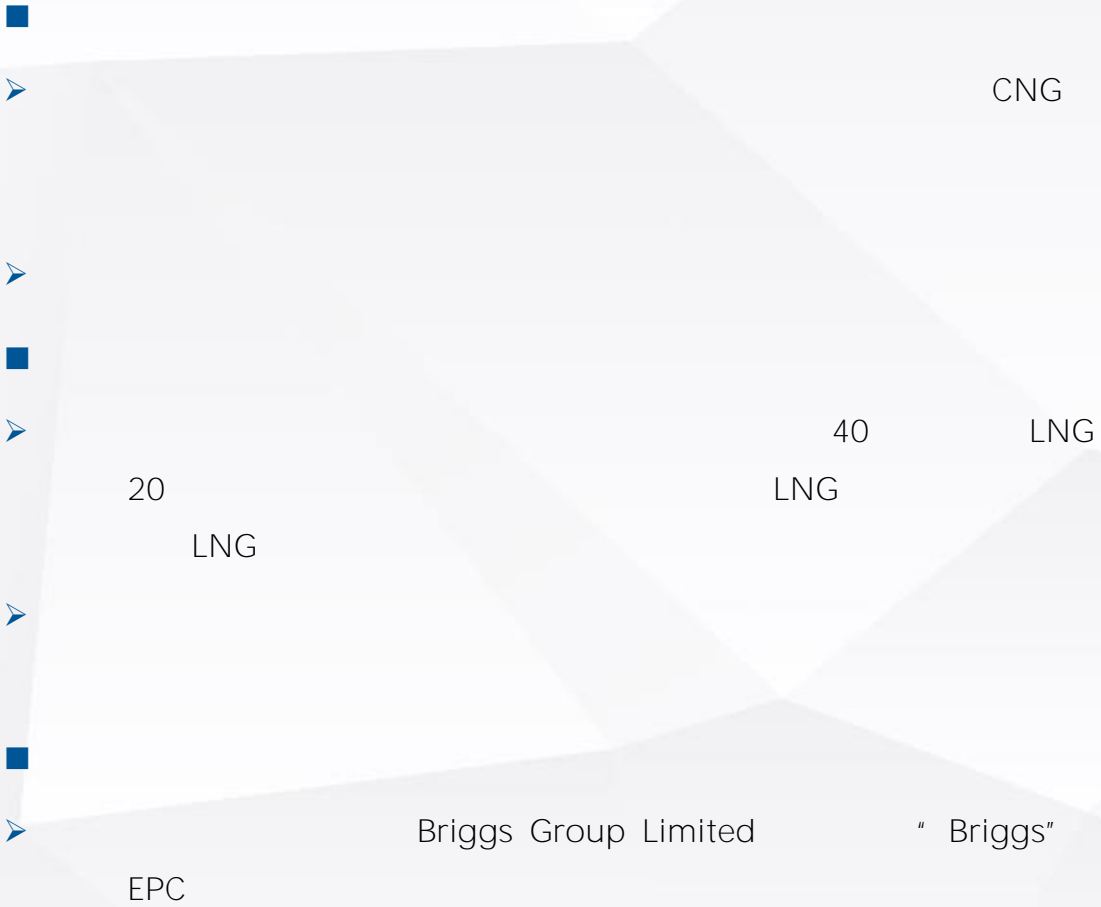


➤ 2016






[Redacted]



Year	Value	Change
2016	" "	" "
2020	10%	2015 5.9%
(2016)		
2017		

Briggs Group Limited " Briggs"






2016

2015

30%

2014





➤ 2016 [redacted] 40

■

➤ 2016 3 " 162" 4

H293

ABS 7 H270 GM4D 1# 12

" 1 "

■

➤ BT300/350/450


FPSO

➤ 2017

➤ 2016 6 " "

■

➤ 2016 12 CIMC Offshore





✓ 2016

✓ " " " " " "

✓ " "+" " "

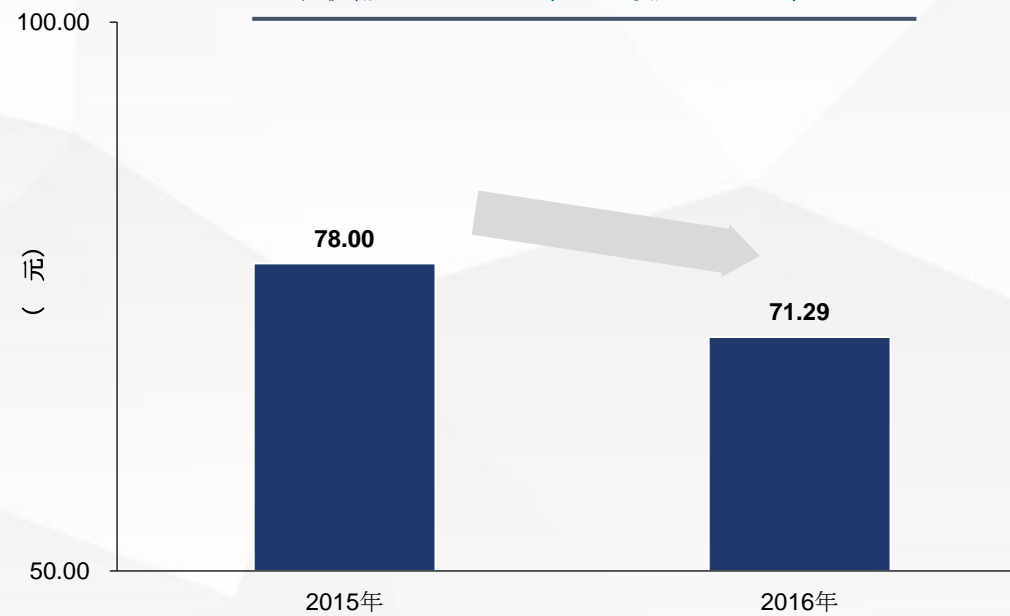


■ 2016 71.29

8.60% 3.59 255.93%



物流服 2016年 收入与2015年 比







[Redacted header]

- ▶
- ✓ " "
- ✓
- ▶
- ✓ " " " "
- " " " " " "
- ✓ 2016 " - - / " + " - - "
- ▶ BX1K
- ✓ " "
- IBC
- ▶
- ✓ LNG " + + "

[Redacted header]

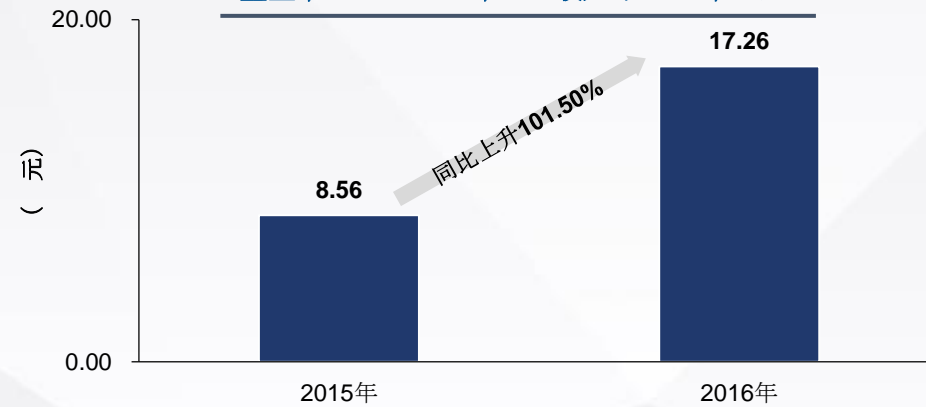
- 2017
-
-





GB1589

重型卡 2016年 收入与2015年 比



17.26

6,028

N3 (12) 5,108 22%

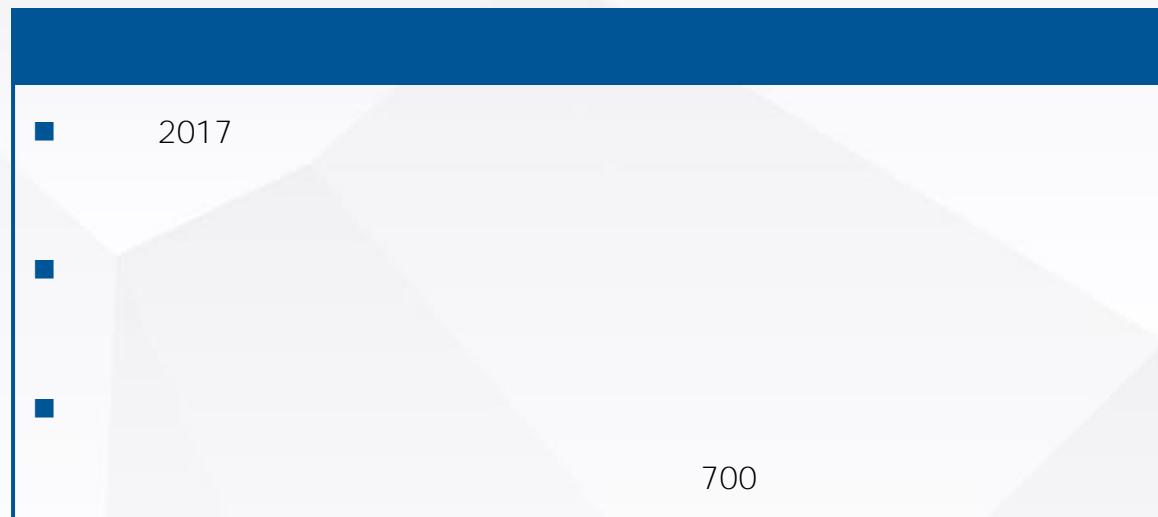
82%

101.50%



2017

-
-
-
-



2016

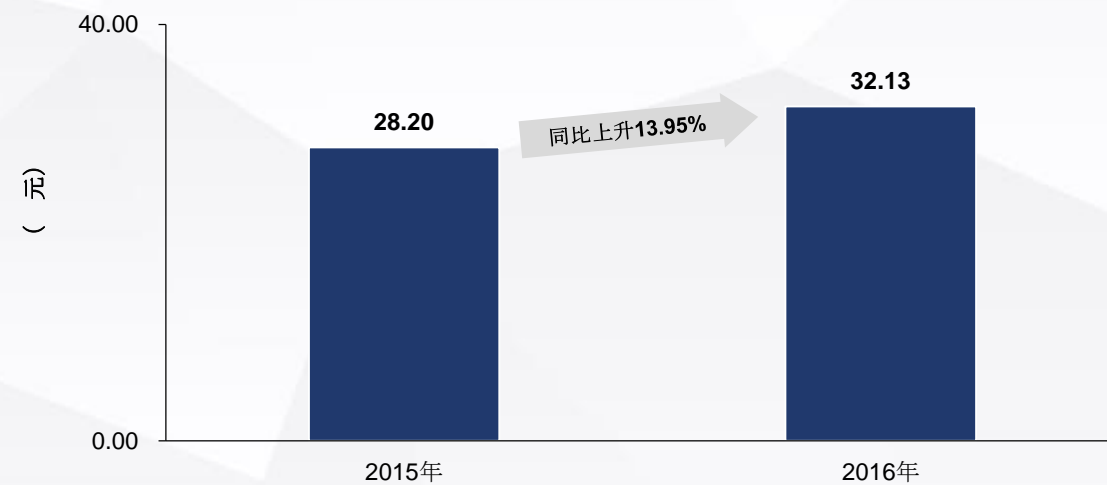
-
-

1.31 32.13 13.95%

110.22%

2016

空港装 2016年 收入与2015年 比





■ 2016

44.03%

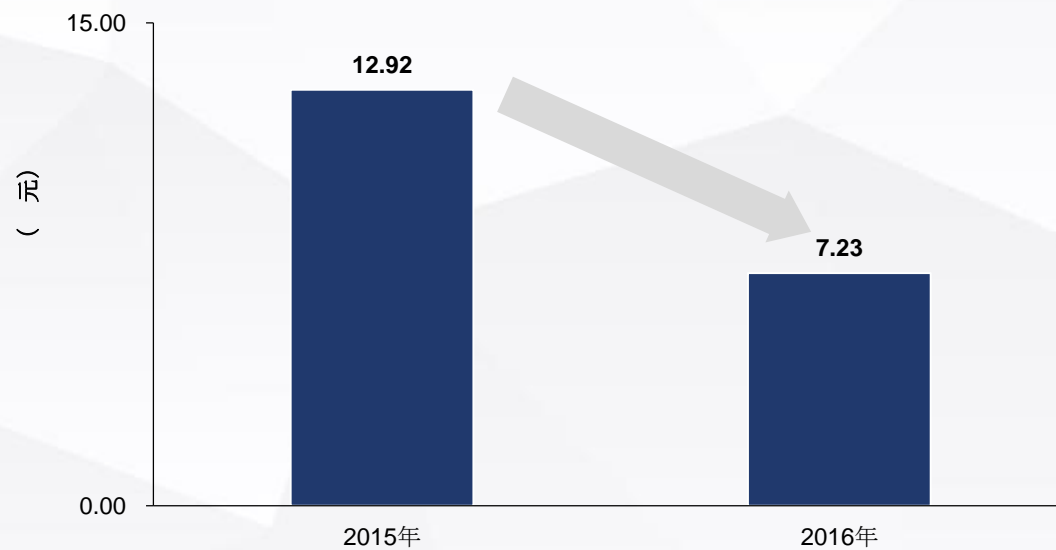
9.2 m²

7.23

1.54

54.74%

房地 2016年 收入与2015年 比





■ 2017

2017

■







>



8.24

23.02
6.46%

28.49%





+

"

+

+

"



-

-



-

"

"



-

— Newcastle




-

-


-

-

-







✓ 2017

✓

E331

"

"

■ 2017

✓

✓

✓

HSE



■ 2017

"

"

✓

✓

"


"

✓

✓


✓





- 2017
- ✓
- ✓
- ✓
- ✓
- ✓
- ✓

- ✓ 2017
- ✓



- ✓ 2017
- ✓ 2017

